


**water & sanitation**

 Department:  
Water and Sanitation  
REPUBLIC OF SOUTH AFRICA

[HOME](#) [NEWS](#) [DOCUMENTS](#) [CONTACTS](#) [MY WATER](#) [BLUE DROP STATUS](#) [COMPLIANCE](#) [REPORTS](#)

## Compliance Summaries

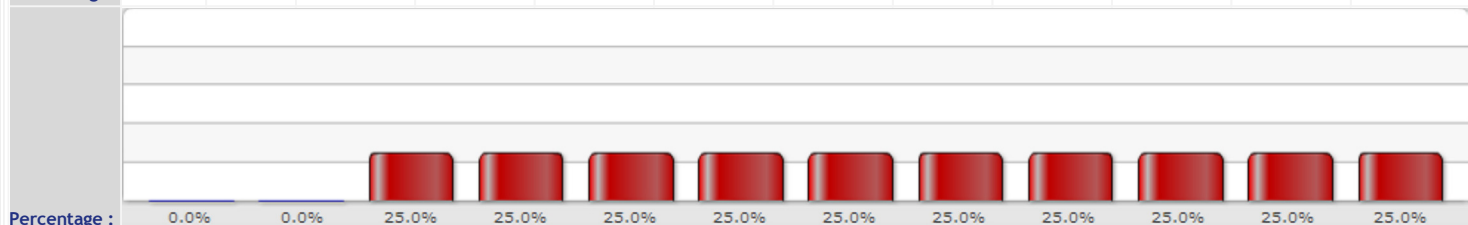
### Filter

 Region : Western Cape  
 Institution : Beaufort West Local Municipality  
 Supply System : Institution Overview  
 Type : Chemical  
 Standard : 2014 Blue Drop Determinand List (Limits)  
 Date : June 2013 LOAD

### Chemical 2014 Blue Drop Determinand List (Limits) Compliance

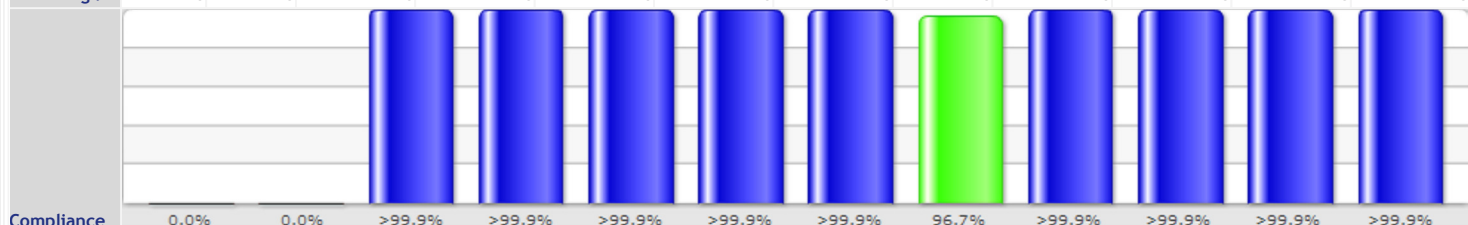
Month	Jul 12	Aug 12	Sept 12	Oct 12	Nov 12	Dec 12	Jan 13	Feb 13	Mar 13	Apr 13	May 13	Jun 13
-------	--------	--------	---------	--------	--------	--------	--------	--------	--------	--------	--------	--------

Registered :	0	0	4	4	4	4	4	4	4	4	4	4
Submitting :	0	0	1	1	1	1	1	1	1	1	1	1



### Analysis

Total :	0	0	15	15	15	45	15	30	15	15	15	17
Failures :	0	0	0	0	0	0	0	1	0	0	0	0
Recurring :	0	0	0	0	0	0	0	0	0	0	0	0



### Samples

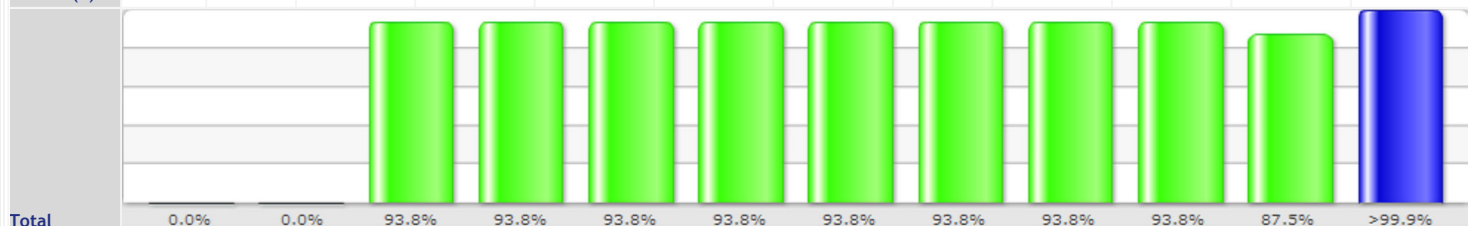
Total :	0	0	1	1	1	3	1	2	1	1	1	1
Failures :	0	0	0	0	0	0	0	1	0	0	0	0
Compliance	0.0%	0.0%	>99.9%	>99.9%	>99.9%	>99.9%	>99.9%	50.0%	>99.9%	>99.9%	>99.9%	>99.9%

### Sites

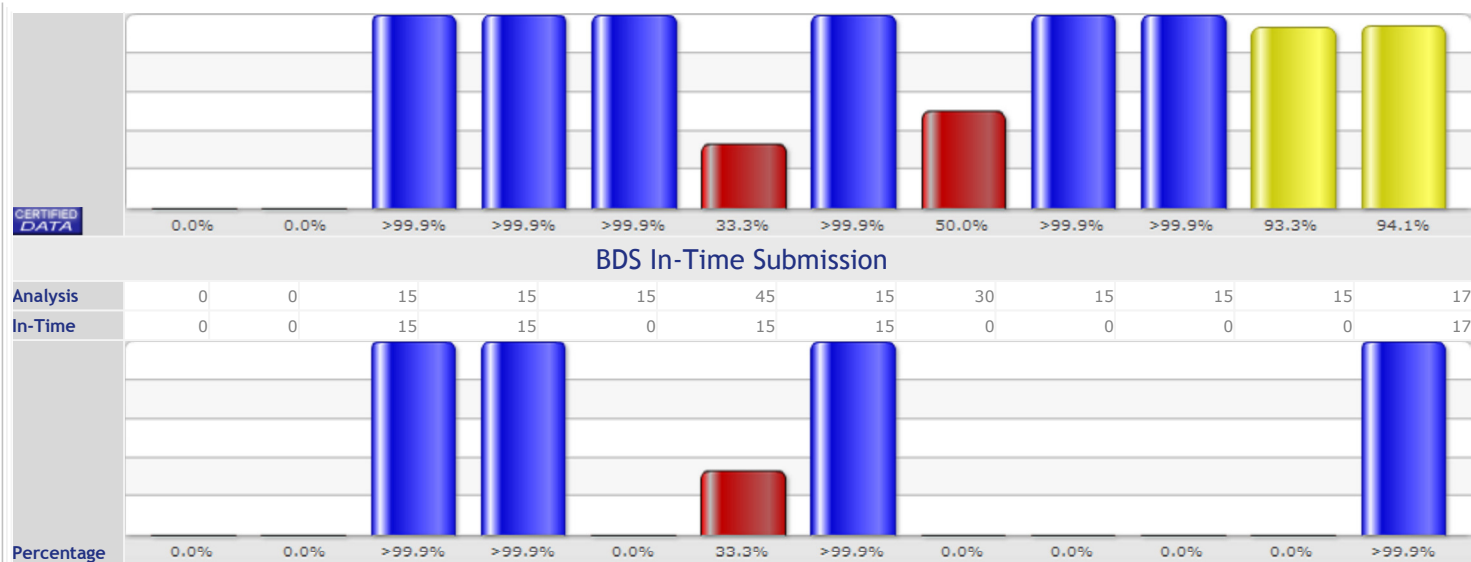
Total :	0	0	1	1	1	3	1	2	1	1	1	1
Failures :	0	0	0	0	0	0	0	1	0	0	0	0
Compliance	0.0%	0.0%	>99.9%	>99.9%	>99.9%	>99.9%	>99.9%	50.0%	>99.9%	>99.9%	>99.9%	>99.9%

### Monitoring Compliance

Monthly (F)	0.0%	0.0%	93.8%	93.8%	93.8%	93.8%	93.8%	93.8%	93.8%	93.8%	87.5%	>99.9%
Annual (F)	NR	NR	NR	NR	NR	NR	NR	NR	NR	NR	NR	NR



### Data Credibility



&lt;&lt;&lt; June 2013 &gt;&gt;&gt;

## Chemical 2014 Blue Drop Determinand List (Limits) Compliance - Supply System Summaries

System	Water Quality										Monitoring Compliance			<div>CERTIFIED DATA</div>
	Analysis			Samples			Sites				Monthly	Annual	Total	
	Total	Failures	%	Total	Failures	%	Total	Failures	%	Coverage				
Beaufort West	17	0	>99.9%	1	0	>99.9%	1	0	>99.9%	25.0%	>99.9%	0.0%	>99.9%	94.1%
Merweville	0	0	0.0%	0	0	0.0%	0	0	0.0%	0.0%	0.0%	0.0%	0.0%	0.0%
Murraysburg BWM	0	0		0	0	0.0%	0	0	0.0%	0.0%	0.0%	0.0%		
Nelspoort	0	0	0.0%	0	0	0.0%	0	0	0.0%	0.0%	0.0%	0.0%	0.0%	0.0%
Beaufort West Local Municipality	17	0	>99.9%	1	0	>99.9%	1	0	>99.9%	14.3%	>99.9%	0.0%	>99.9%	94.1%

Site Hits : 7,774,735

Online :5

Page Hits : 144,333



Programme Support &amp; Queries



Chat Online



Programme Administrator

012 336 6511

Call Centre Toll Free Line

0800 200 200

This site is best viewed with Internet Explorer 7.0 (or newer) at 1024x768 screen resolution. [Click here](#) to download Internet Explorer 7If you experience any challenges regarding this site, please contact the [Webmaster](#).